

Using Check & Challenge with your child

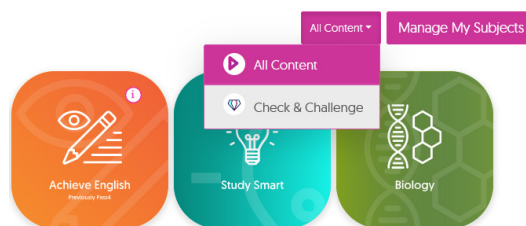


Check & Challenge is a feature on the GCSEPod website which offers multiple choice quizzes for students to complete alongside watching our Pods. Check & Challenge has a unique feedback system which provides clear explanations of why answers are correct and incorrect during the quiz. This makes it a learning tool which can help your child build their knowledge as well as test it.

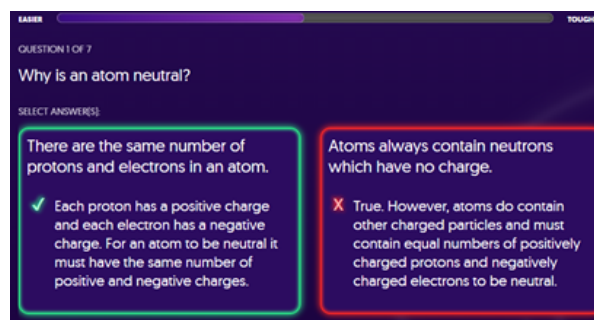
How to find a Check & Challenge

To see where Check & Challenge quizzes are available go to the homepage and click the 'All Content' button above the subjects list.

Select 'Check & Challenge' and this will filter down to show which subjects and topics have the Check and Challenge available.



Go through the topics and subtopics list to a Pod playlist and you will see a banner at the bottom of the page that says "Try some questions". Click "Start".



Check & Challenge has built in support to help your child succeed:

- Click 'Hint' at any time for extra help.
- Questions vary in difficulty to keep students focused. It tells you how difficult each question is above the question.
- Click the 'Hint' or 'Back' buttons to go back and watch the Pods.
- Feedback statements advise students why their answer is incorrect or correct aiding in learning and increasing their understanding.
- Two attempts are available for each question. The student can only reveal the correct answer after using both attempts.
- Diamonds are earned for answering correctly, celebrating success and creating a way to monitor progress. Two diamonds are awarded for a correct answer on first attempt, and one for a correct answer on second attempt.

Using Check & Challenge with your child

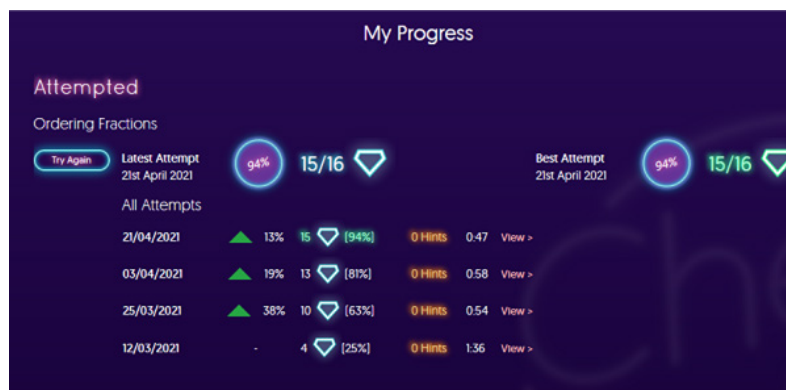


Top Tip – Review Check & Challenge progress regularly

Encourage your child to revisit Check & Challenge again to improve their scores or even just use fewer hints when answering the questions.

Repeating the same Check & Challenge can help them to consolidate the information and also build their confidence on a topic.

If your child has already completed a Check & Challenge quiz before they'll see their previous attempts have been saved so they can review their progress easily when they return to that Check & Challenge.



TIP

If your child is not at GCSE level yet then encourage them to try Check & Challenge using the hints and going back to the Pods.

Their final score, diamonds earned, hints used and the time taken to complete the quiz are all recorded individually. You and your child can monitor their progress using any or all of these factors – for tougher topics challenge them to complete a Check & Challenge without using any hints or to complete the quiz in a certain time frame.

We recommend using the support offered (e.g. hints and second attempts) a little bit like stabilisers on a bicycle. Once your child is more confident in a topic area, encourage them to reduce the support they use. Here's a few hints to get started:

When you're first learning a topic:

Use the hint button whenever needed.

Move back and forth between the Pod and the quiz.

Take as much time as is needed to answer the questions.

When you're feeling quite confident in a topic:

Use hints only on more difficult questions (use the difficulty indicator to identify these).

Try to limit how many times you return to the Pods for information during the quiz.

Try to answer questions more quickly.

When you've revised a topic or are preparing for an exam:

Do not use hints on any question.

Do not return to the Pods during the quiz at all.

Answer as promptly as you can.